



FGNWC Board of Directors Meeting

September 11, 2024

www.FGNWC.org

Board Members in Attendance: – John Lannamann – Chair, Phyllis Molnar – Secretary, Cyd Riede – Membership, Evelyne Kornreich – Projects, Dave Stout– Law Enforcement, Susan Tebbe - Director-at-Large.

Guests: - Capt Mark Rosser - FGPD; Leon Hairie - FGFD; John Wedgworth – FGRS; Phyllis Betz - coordinator.

Absent: Jan Priest – Vice Chair

The meeting was called to order at 8:00AM by John Lannamann (Chair).

1. **Welcome and Introductions** – John welcomed and thanked everyone for attending the September 11, 2024 Board Meeting. John spoke about this patriotic day and the spirit and sacrifices of this day 23 years ago and how the spirit and sacrifice continues through our first responders, our military and their families and the community. If we learned nothing else from this tragedy, we learned that life is short and there is no time for hate.
2. **Fairfield Glade Police Department Update (FGPD)** – Scams were discussed and how more people are being taken advantage of. Leon wondered if signs could be positioned throughout the area reminding people to be cautious when someone asks for personal information. Evelyne pointed out genetic testing scams are on the rise again as the scammers try to obtain Medicare numbers. Dave pointed out that it is hard for elderly people to keep up with all the scams and recommends having family members help in determining if something is a scam. We need to get people to be more comfortable in reaching out to others for help.

Capt. Rosser explained the FGPD was in a supportive role during the recent bomb scare as Food City is in the county, not Fairfield Glade. An automated message had been received at the store to evacuate everyone as something bad was going to happen. They were able to secure two bomb-sniffing dogs from Knoxville to search the store. Capt. Rosser stated Knox County has always been extremely supportive in helping us. Knox County has been by far the most supportive of the larger cities with Nashville being second.

Dave questioned if there was a reason for the increase in DUI charges and Capt. Rosser explained the officers have been very diligent about getting people who drink and drive off the roads. It is a mixture of residents and timeshares; it is not all visitors. A recent incident at a timeshare left one person dead over a political disagreement. The sheriff's department and TBI have taken over the case due to the greater resources available to them. Fairfield Glade is by far one of the safest places to live, but anyone can be a victim of crime.

The FGPD has a few openings and will be interviewing within the next month. Chief Self has done great things to make our department competitive with other departments. Due to the department being shorthanded, the upcoming FGPD Open House has been cancelled.

The question was raised about using golf carts on the road. Capt. Rosser said golf carts must be licensed, must have insurance, windshields, turn signals, brake lights, horns and seat belts. They would have to be able to travel at 30 mph. By state law they are legal here, but only in Fairfield Glade where the speed limit is 30mph. Golf carts could not be used to go to Food City. If you obtain a license to operate a golf cart, you will be given the regulations for operating the cart and be required to sign a form.

3. **Fairfield Glade Fire Department Update (FGFD)** – Leon advised that in August the FGFD responded to 16 calls. One call was a grass fire that spread to a nearby tree, which the FGFD was able to quickly extinguish. The department installed 30 smoke detectors, 5 battery replacements, checked 2 smoke detectors and installed 13 green house signs.

The new fire engine is in service and located at Station Two. The FGFD served 1265 meals at the Pancake Breakfast held during Labor Day weekend.

4. **Approval of Minutes** – Dave made a motion to approve the August 14, 2024 Board Meeting minutes; Cyd seconded and the motion carried.

5. **Fairfield Glade Resident Services (FGRS)** – John Wedgworth said things are going well at FGRS and their golf tournament is being held this weekend. He had nothing else to report at this time, but said other things will be coming later in the year.

6. **Treasurer's Report** – Phyllis stated there were no checks written since the last meeting. She provided a spreadsheet listing the expenses and income for the past three years.

7. **Membership** – Cyd was pleased to announce the formation of group 61 (Meadowview). During the recent Information Day event, Susan and Cyd's promotion of FGNWC have been beneficial in getting the word out about Neighborhood Watch.

8. **Old Business** –

- Tip Sheet – Evelyne will have the finalized Alzheimer's and Dementia tip sheet posted to the website.
- Planned events - Get Involved Expo on Oct. 17th will be from 10-1:00 with Jan and Evelyne representing FGNWC.
- Elections –Three Directors positions are up for election. Phyllis has received two applications to date.

9. **New Business** –

- Coordinators Appreciation Breakfast – Cyd provided a preliminary agenda and asked for comments and suggestions. The agenda was finalized. Cyd has procured the speakers: Sheriff Casey Cox, FGPD Chief Self and FGFD Chief Kirk McLaughlin
- Possible Active Shooter Training – Capt. Rosser said there is no date yet, but they do hope to have the event.
- FGPD Citizens Academy – October 8 thru the 26th. The class is full.

- Real ID Tip Sheet – Evelyne will forward the tip sheet to Cyd to be included with the minutes.
- Winter Break – Phyllis made a motion for the board to take a three-month hiatus (December, January and February). If any items surface needing immediate attention by the board, and cannot be handled by email, a meeting will be called. Cyd and Evelyne seconded, and the motion carried. At the November board meeting, Evelyne asked everyone to be ready to discuss any items that may need to be worked on during the break.

The next Board meeting will be held on October 9, 2024, 9:00AM, at the FG Police Department. This will be the FGNWC Annual Meeting and Coordinators Appreciation event.

The meeting was adjourned at 9:05AM.

Respectfully submitted: Phyllis Molnar, Secretary

Attachments:

FGFD Major Incident Report

FGPD Monthly Report

Upcoming Events:

- FGPD Citizens Academy October 8th – November 26th at the FGPD.
- FG Get Involved Expo, October 17th 10:00 – 1:00pm at the Center
- FGFD concert featuring “Double Shot”, October 24th at the Center.
- Active Shooter Training – in the planning phase.

This document was published and distributed by the Fairfield Glade Neighborhood Watch Coalition for the express use of its members. The content of this document may have been altered by unauthorized third party reproduction, distribution, or posting on a third party website. The authenticity of the content of this document may be verified by directly contacting the Fairfield Glade Neighborhood Watch Coalition.

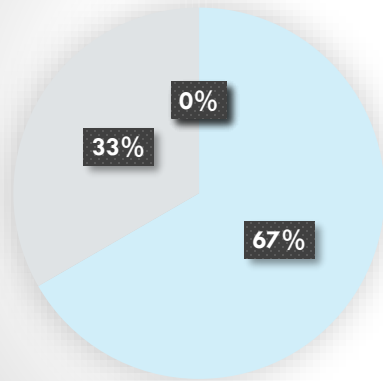


Fairfield Glade Police Department Monthly Comparison Stats

2024 Month August

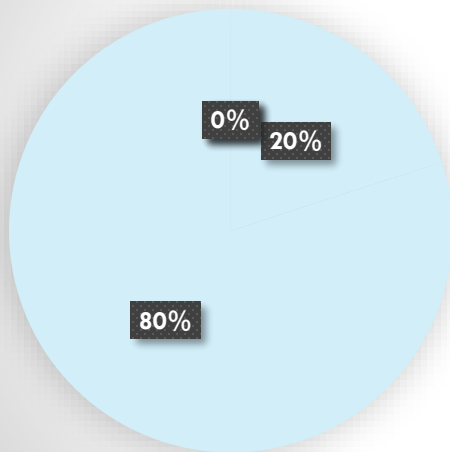
Total Activity/Incidents	2023	2024	Aug	2023	2024	YTD
	335	390	16.4%	2692	2427	-9.8%
Person Crimes	August			YTD		
	2023	2024		2023	2024	
Homicide Incident	0	0	0%	0	1	100%
Robbery Incident	0	0	0%	0	0	0%
Aggravated Assault	0	0	0%	6	8	33.3%
Simple Assault	2	2	0%	12	9	-25%
Verbal Domestic	3	1	-200%	19	12	-36.8%
Total	5	3	-40%	37	30	-18.9%
Property Crimes	August			YTD		
	2023	2024		2023	2024	
Burglary	1	0	-100%	2	0	-100%
Vehicle Theft	0	0	0%	1	0	-100%
Theft Incidents	1	2	100%	17	12	-29.4%
Fraud/Scam/Contractor Fraud	3	8	166.7%	29	38	31%
Vandalism	1	0	-100%	11	14	27.3%
Total	6	10	66.7%	60	64	6.7%
Society Crimes	August			YTD		
	2023	2024		2023	2024	
Drug/Narcotic Incidents	0	1	100%	17	14	-17.6%
Weapons Incidents	0	0	0%	0	2	200%
Total	0	1	100%	17	16	-5.9%
Other Incidents	August			YTD		
	2023	2024		2023	2024	
EMS/FIRE Assist	6	22	0%	70	109	55.7%
Resident Assist	10	23	130%	117	100	-14.5%
Alarm Calls	23	25	8.7%	174	180	3.4%
ACC Pet Nuisance Violation/Animal Call	0	2	200%	8	22	175%
Matter of Record Reports/Other	29	32	10.3%	231	203	-12.1%
Mutual Aid/Assist Another Agency	3	7	133.3%	68	57	-16.2%
Total	71	111	56.3%	668	671	0.4%
Arrests	August			YTD		
	2023	2024		2023	2024	
Assault/Domestic Assault	1	2	100%	13	12	-7.7%
Outstanding Warrants	0	0	0%	18	7	-61.1%
Theft/Burglary	0	0	0%	2	0	-100%
DORSL/No DL	3	8	166.7%	26	45	73.1%
Driving Under the Influence	0	2	200%	10	24	140%
Drug/Narcotic	0	1	100%	21	15	-28.6%
Other	3	4	33.3%	12	30	150%
Total	7	17	142.9%	103	133	29.1%
Traffic Citations Issued	August			YTD		
	2023	2024		2023	2024	
Speeding	127	134	5.5%	875	700	-20%
Seat Belt	2	8	300%	74	26	-64.9%
License Law Violations	8	9	12.5%	40	52	30%
No Insurance	12	10	-16.7%	98	97	-1%
Distracted Driving/Due Care	7	9	28.6%	55	68	23.6%
Light Law/Equipment Viol.	30	28	-6.7%	233	187	-19.7%
Other	55	36	-34.5%	352	317	-9.9%
Total	241	234	-2.9%	1727	1447	-16.2%
Motor Vehicle Accidents	August			YTD		
	2023	2024		2023	2024	
Fatality	0	0	0%	1	0	-100%
Serious/Minor Injury	1	0	-100%	2	3	50%
Non-Injury/Property	2	6	200%	14	23	64.3%
Minor-Matter of Record*	2	8	300%	63	40	-36.5%
Total	5	14	180%	80	66	-17.5%
Community Engagement and Outreach	August			YTD		
	2023	2024		2023	2024	
Home Security Checks	2176	1221	-43.9%	17232	13601	-21.1%
Business/Facility/Extra Patrols	368	795	116%	2625	4278	63%
Total	2544	2016	-20.8%	19857	17879	-10%

Person Crimes Month



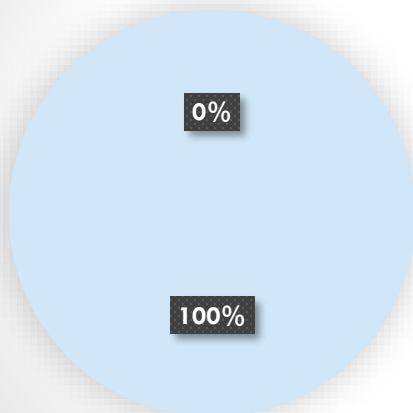
- Homicide Incident
- Robbery Incident
- Aggravated Assault
- Simple Assault
- Verbal Domestic

Property Crimes Month



- Burglary
- Vehicle Theft
- Theft Incidents
- Fraud/Scam/Contractor Fraud
- Vandalism

Society Crimes Month

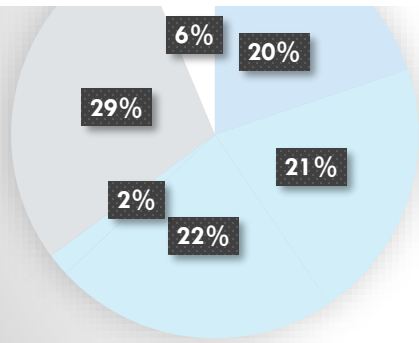


- EMS/FIRE Assist
- Resident Assist

Other Incidents Month

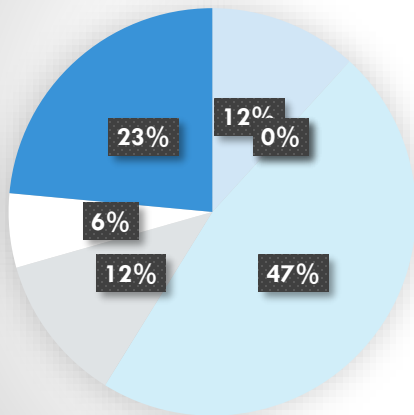


- EMS/FIRE Assist



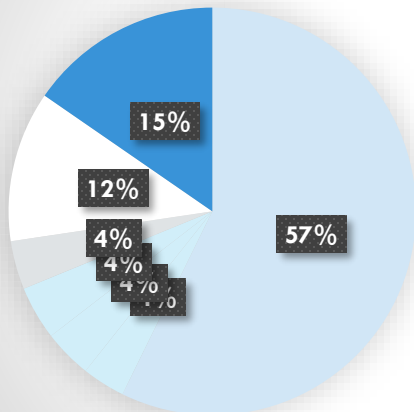
- Resident Assist
- Alarm Calls
- ACC Pet Nuisance Violation/Animal Call
- Matter of Record Reports/Other
- Mutual Aid/Assist Another Agency

Arrests Month



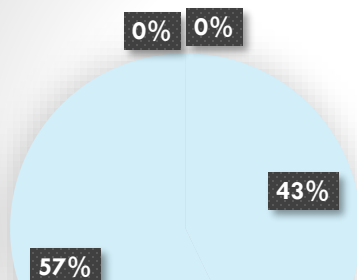
- Assault/Domestic Assault
- Outstanding Warrants
- Theft/Burglary
- DORSL/No DL
- Driving Under the Influence
- Drug/Narcotic
- Other

Traffic Citations Issued Month



- Speeding
- Seat Belt
- License Law Violations
- No Insurance
- Distracted Driving/Due Care
- Light Law/Equipment Viol.
- Other

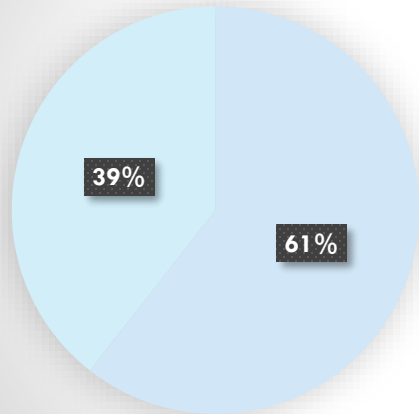
Motor Vehicle Accidents Month



- Fatality
- Serious/Minor Injury
- Non-Injury/Property

Minor-Matter of Record*

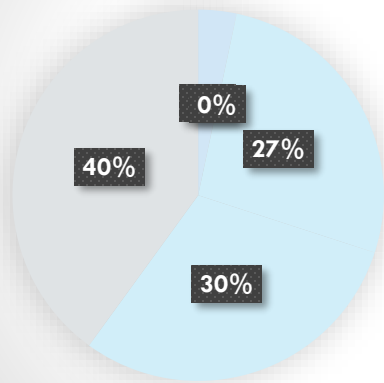
Community Engagement and Outreach Month



Home Security Checks

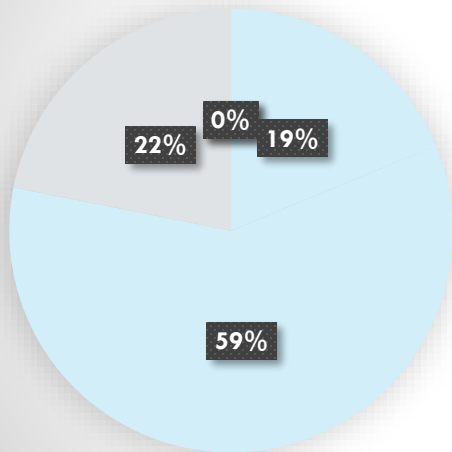
Business/Facility/Extra Patrols

Person Crimes YTD



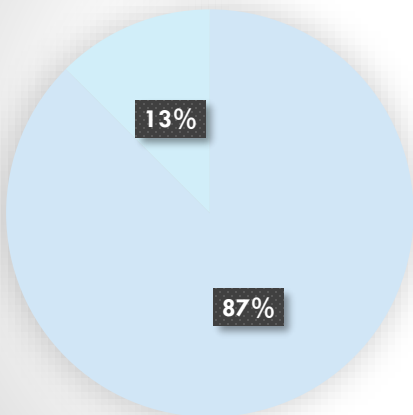
- Homicide Incident
- Robbery Incident
- Aggravated Assault
- Simple Assault
- Verbal Domestic

Property Crimes YTD



- Burglary
- Vehicle Theft
- Theft Incidents
- Fraud/Scam/Contractor Fraud
- Vandalism

Society Crimes YTD

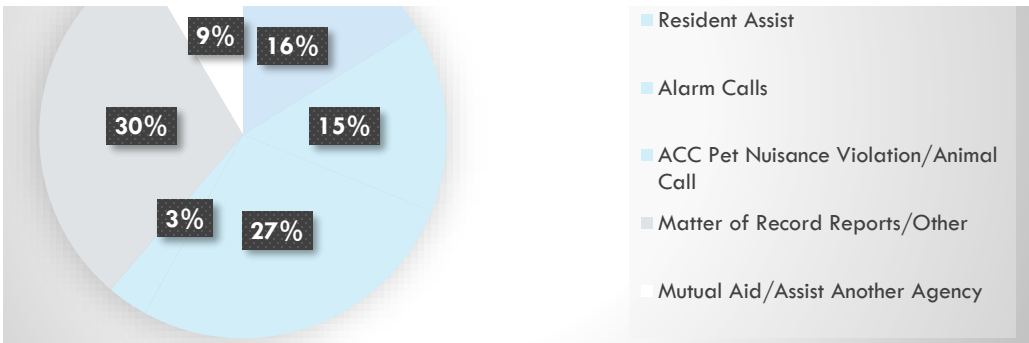


- Drug/Narcotic Incidents
- Weapons Incidents

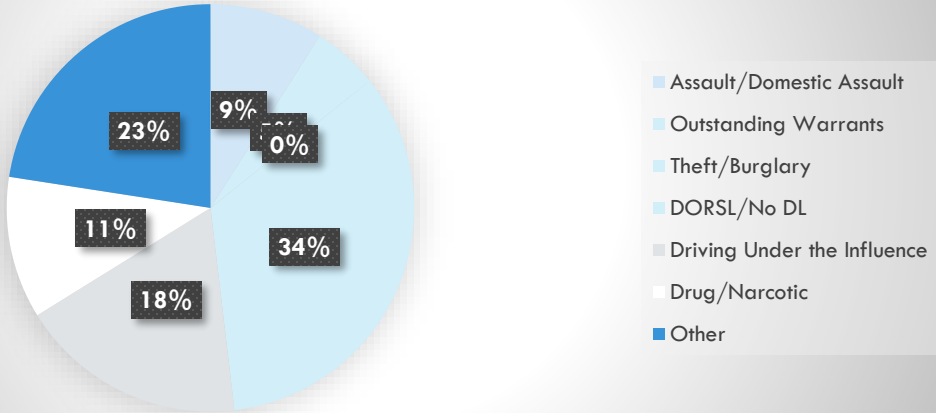
Other Incidents YTD



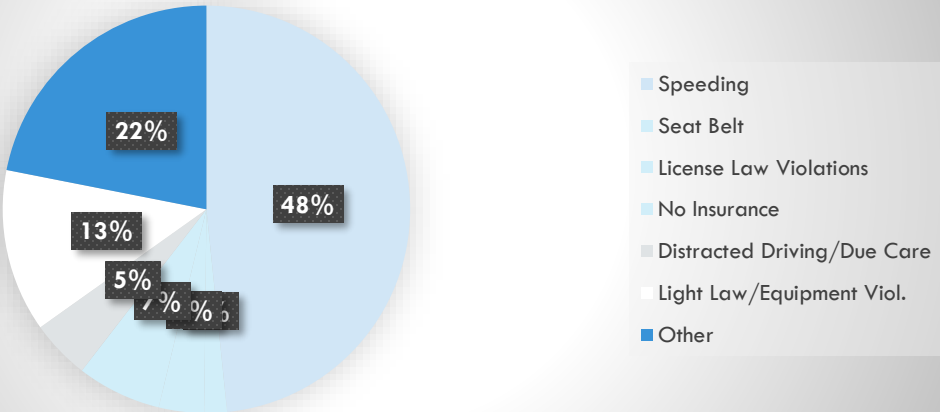
- EMS/FIRE Assist



Arrests YTD



Traffic Citations Issued YTD



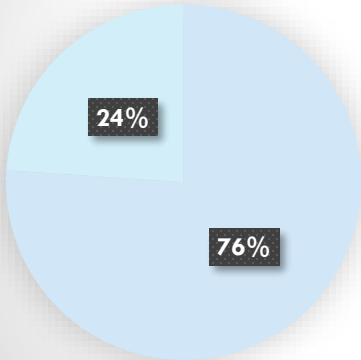
Motor Vehicle Accidents YTD



81.7%

Minor-Matter of Record*

Community Engagement and Outreach YTD



Home Security Checks

Business/Facility/Extra Patrols

Fairfield Glade Fire Department

Crossville, TN

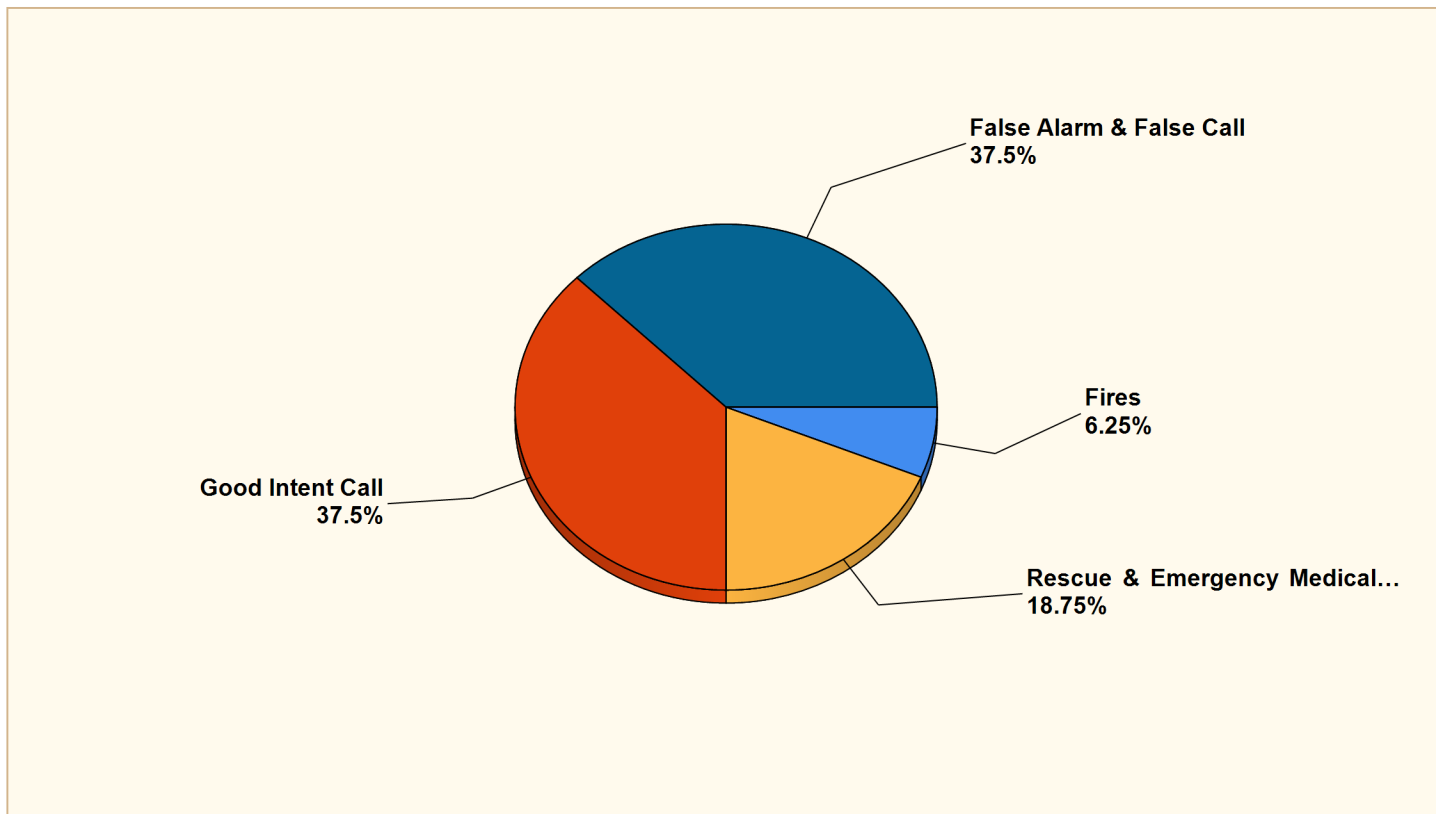
This report was generated on 9/4/2024 9:35:55 PM

Fairfield Glade



Breakdown by Major Incident Types for Date Range

Zone(s): All Zones | Start Date: 08/01/2024 | End Date: 08/31/2024



MAJOR INCIDENT TYPE	# INCIDENTS	% of TOTAL
Fires	1	6.25%
Rescue & Emergency Medical Service	3	18.75%
Good Intent Call	6	37.5%
False Alarm & False Call	6	37.5%
TOTAL	16	100%

Only REVIEWED and/or LOCKED IMPORTED incidents are included. Summary results for a major incident type are not displayed if the count is zero.



Detailed Breakdown by Incident Type

INCIDENT TYPE	# INCIDENTS	% of TOTAL
143 - Grass fire	1	6.25%
311 - Medical assist, assist EMS crew	2	12.5%
322 - Motor vehicle accident with injuries	1	6.25%
611 - Dispatched & cancelled en route	4	25%
622 - No incident found on arrival at dispatch address	2	12.5%
721 - Bomb scare - no bomb	1	6.25%
733 - Smoke detector activation due to malfunction	1	6.25%
735 - Alarm system sounded due to malfunction	3	18.75%
743 - Smoke detector activation, no fire - unintentional	1	6.25%
TOTAL INCIDENTS:	16	100%

Only REVIEWED and/or LOCKED IMPORTED incidents are included. Summary results for a major incident type are not displayed if the count is zero.

