



## FGNWC Board of Directors Meeting

June 12, 2024

[www.FGNWC.org](http://www.FGNWC.org)

**Board Members in Attendance:** Jan Priest – Vice Chair, Cyd Riede – Membership, Evelyne Kornreich – Projects, Dave Stout– Law Enforcement.

**Guests:** - Capt. Mark Rosser - FGPD; Leon Hairie – FGFD; John Wedgworth – FGRS, Phyllis Betz - coordinator.

**Absent:** John Lannamann, President; Susan Tebbe, Director-at-Large, Phyllis Molnar; Secretary

The meeting was called to order at 7:59 AM by Jan Priest (Vice-Chair).

**1. Welcome and Introductions:** Jan Priest introduced herself as the Vice-Chair and that she would run this meeting in the absence of the Chair, John Lannamann. Everyone present also introduced themselves.

**2. Fairfield Glade Fire Department Update:** – Leon Hairie presented the calls for the Fire Department for May. There were 13 calls and included 2 fires (1 electrical stove fire and 1 flare-up from the stove both of which were contained to the kitchen without additional damage to the homes), 4 rescue/EMS, 3 good attempt calls and 4 false alarms. Year-to-Date there have been 59 Fire Dept calls.

The first Pancake Breakfast fundraiser took place on Saturday, May 25 with 1,290 in attendance. The Fire Department took in about \$12,000 (gross) and donations from the Boot. The next Pancake Breakfast Fundraiser will take place on July 6 from 6:00 AM to 11:00 AM at the Center.

Racquetball Fundraiser took place on Saturday, May 25 and netted about \$5,000.

**3. Fairfield Glade Police Department Update:** Capt. Mark Rosser presented the statistics from the Police Department (see attached). He also met with the Axon representative. The Police Department was able to secure new body cameras that will now synchronize with the in-vehicle cameras and start recording automatically when turned on. In the past they were manufactured by different companies. Now, the new equipment is manufactured by one company and the cameras will have automatic recording when turned on. New multi-shot tasers were also purchased to replace the older, single-shot tasers that were less effective against heavy clothing or missed initial deployments. The FG Board has been good in providing funds for upgraded equipment.

Calea (the Commission on Accreditation for Law Enforcement Agencies) conducted an on-line review of procedures for the FG Police Dept. Lt. Dagley is in charge of that coordination for our Police Dept. It is expected that the FG Police Department will pass the review with flying colors.

Block Cameras – Two cameras had to be removed from Peavine Road since they were on the TN State Right of Way and they needed the State’s permission to be there. The Police Dept now has permission to put them back up. The State now requires such equipment to be on Break-Away poles so one has been put up and the other one will be put up as soon as the new pole arrives. The cameras keep track of who is coming in and out of the Glade by recording vehicle tags only if an alert has been issued such as a wanted subject. It does not have facial recognition, only tag recognition, but could also be useful in finding a missing person. The recordings are on a 30-day turn around and then get removed.

New cameras have been installed in the FG Police Department and cover both in the building and outside.

Speeding – Citations for speeding were down last month but citations for no insurance, distracted driving and equipment violations were up. The Police Dept has been deploying signs that alert drivers of their speed on certain roads. Residents are reminded that the speed limit on most FG roads is 30 MPH. The only exception is on part of Peavine Road where it is 45 mph until you reach the LST and it reduces again to 30 MPH. In addition, the section of road on Anglewood Drive between Lakeview Drive and Lakeside Drive has a speed limit of 20 MPH. Residents are reminded that the Police Department does not set speed limits. They only enforce speed limits set by the State.

The Motorcycle event, postponed for inclement weather was rescheduled for July 20th. The TWRA event was poorly attended and will be incorporated into the FGPD Gun Safety Event to now be held on August 23<sup>rd</sup> at 1100 at the Center.

See list of Police Department and Fire Department events scheduled for the rest of this year, at the end of this document.

**4. Approval of Minutes** – Dave Stout made a motion to approve the May 8, 2024 Board Meeting minutes and the motion was seconded by Evelyne Kornreich. The motion was unanimously passed.

**5. Fairfield Glade Resident Services (FGRS):** John Wedgworth reported that FGRS reached a milestone at the end of April when it reached 19,000 in rides with the Way to Go program and is one of their most successful programs. They are still recruiting drivers for that program. Mr. Wedgworth reiterated that FGRS provides services for Fairfield Glade residents only. FGRS will be participating in the Community Information Fair on August 13 from 4-6 PM and the Get Involved Expo on October 17<sup>th</sup> at the Center from 10:00 AM to 1PM. They will be hosting a fundraiser Golf Tournament co-sponsored by Christ Lutheran Church on September 15<sup>th</sup>. In addition, their new blood pressure clinic is going well, averaging 40-45 people per Thursday at the Village Green Mall on Thursdays from 10-12.

**6. Treasurer’s Report:** Evelyne reported the bank balance as of May 31, 2024. There has been no activity since then.

**7. Membership:** Cyd was happy to announce that we have a new group in the Beechwood and Cappshire area bringing our total to 60 groups. She is continuing in her efforts to replace some of the coordinators who have stepped down from their positions.

## 8. Old Business:

- **Neighborhood Watch Signs Update** – Evelyne Kornreich reported that she received the new Neighborhood Watch signs from Cyd, contacted Bill Heidle and delivered the signs to him along with a list of places where they needed to be put up. Evelyne verified that the signs were indeed put in their proper location and thanked Mr. Heidle via email. This project is now complete. She further motioned that once a year the signs be monitored and replaced if they go missing or are damaged. The motion was seconded by Dave Stout and carried unanimously.
- **Neighborhood Watch Map** – Cyd indicated that Signworks has changed ownership but the project to create an updated map of Fairfield Glade showing the location of the various Neighborhood Watch Groups is still on track. Permission from Fairfield Glade Realty has been obtained to use the map and that the map will include an acknowledgement of Fairfield Glade Realty. Cyd is meeting with Signworks on Monday. The goal of this project is for her to have the map completed and color coordinated for Neighborhood Watch neighborhoods by August. A few paper copies will be available for Board members.
- **Promotional Items for FGNWC** – Evelyne presented a chart of items selected to be used as giveaways at events. After much discussion, it was decided to concentrate on items where the logo for FGNWC would be easy to see and to support a local business if at all possible. Evelyne will check out Signworks as an additional place where we could place an order and report back next month. We have narrowed the list to hand sanitizer, Post-it notes and key chain with a light.
- **Promoting Special Events** – Evelyne indicated that we will continue to list upcoming events at the end of our monthly minutes and that the events will also be placed on our website.
- **Tip Sheet Update:**
  - **The Weather Emergencies** tip sheet is completed and will be put on the website as well as distributed with this month's newsletters to residents. We chose this particular tip sheet since last month alone we had several tornado watches and warnings and we are starting the hurricane season. Since the sirens are no longer being used, we felt it was important to have a current document for residents to read in order to be prepared for severe weather.
  - **Driving in Fairfield Glade** – Capt. Rosser and Evelyne have met on the revised edition of this document and it should be good to be distributed by next month's meeting.
  - **Signing up for Email/Text Alerts from Fairfield Glade** - Since the process for signing up for email/text alerts from FG has changed, it was decided to issue a Tip Sheet on it and to remove that section from the Weather Emergencies tip sheet since it does not go out to residents for actual weather emergencies. Rather, it warns residents of road closures and topics of the sort.

## 8. New Business:

- **Advertisement of Real ID** – Since the Real ID card to be used in order to fly on airplanes and to enter Federal Buildings will start effective March 2025, it was decided to create a Tip Sheet on how to apply and the documents that are needed to obtain one. Evelyne volunteered to write it up and present it at the next meeting.

## 9. Next FGTNWC Board Meeting: The next meeting will be Wednesday, July 10, 2024 at the FG

Police Department at 8:00 AM. All residents are welcome.

The meeting was adjourned at 9:10 AM.

Respectfully submitted by Evelyne Kornreich for Phyllis Molnar

Attachments:

FGFD Major Incident Report

FGPD Monthly Comparison Stats

### **Upcoming Events**

- FGFD Pancake Breakfast, (fundraiser) July 6<sup>th</sup> at the Center from 6:00 AM to 11:00 AM
- FGPD rescheduled Motorcycle Event for July 20<sup>th</sup>.
- Community Information Fair at the Center on August 13, 2024 from 4:00-6:00 PM.
- FGPD Gun Safety and Gun Laws Workshop, August 23<sup>rd</sup>, 1:00 at the Center.
- FGPD Touch-A-Truck, August 29<sup>th</sup>.
- FGFD Pancake Breakfast, August 31<sup>st</sup> at the Center from 6:00 AM to 11:00 AM.
- FGRS Golf Tournament fundraiser, September 15<sup>th</sup>.
- FGPD Open House, September 21<sup>st</sup> at FGPD ongoing from 11:00 AM to 2:00 Pm.
- Get Involved Expo at the Center on October 17<sup>th</sup> at the Center from 10:00 AM to 1:00 PM.
- Possible Active Shooter Training – TBD
- FGPD Citizens Academy - TBD

This document was published and distributed by the Fairfield Glade Neighborhood Watch Coalition for the express use of its members. The content of this document may have been altered by unauthorized third-party reproduction, distribution, or posting on a third-party website. The authenticity of the content of this document may be verified by directly contacting the Fairfield Glade Neighborhood Watch Coalition.



# Fairfield Glade Police Department

---

*May 2024*

Monthly Report

## Calls of Service

The calls of service data are derived from dispatched calls for Cumberland County Communication Center (911), direct calls to the office, and self-initiated activity.

Person Crimes				
Type	May		YTD	
	2023	2024	2023	2024
Homicide Incident	0	0	0	1
Robbery Incident	0	0	0	0
Aggravated Assault	3	1	3	6
Simple Assault	1	2	7	4
Verbal Domestic	2	0	10	7
<b>TOTAL</b>	<b>6</b>	<b>3</b>	<b>20</b>	<b>18</b>

Crimes Against Persons, e.g., murder, rape, and assault, are those whose victims are always individuals.

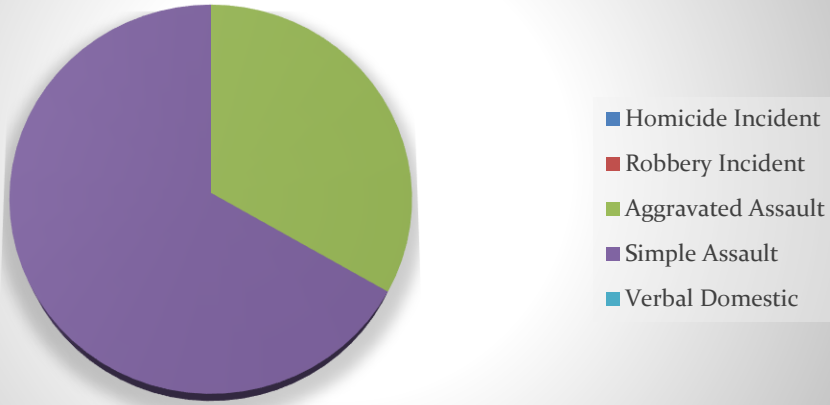
Property Crimes				
Type	May		YTD	
	2023	2024	2023	2024
Burglary	0	0	1	0
Vehicle Theft	0	0	0	0
Theft Incidents	2	1	11	4
Fraud/Scam/Contractor Fraud	3	7	16	20
Vandalism	2	1	7	8
<b>TOTAL</b>	<b>7</b>	<b>9</b>	<b>35</b>	<b>32</b>

The object of Crimes Against Property, e.g., robbery, bribery, and burglary, is to obtain money, property, or some other benefit.

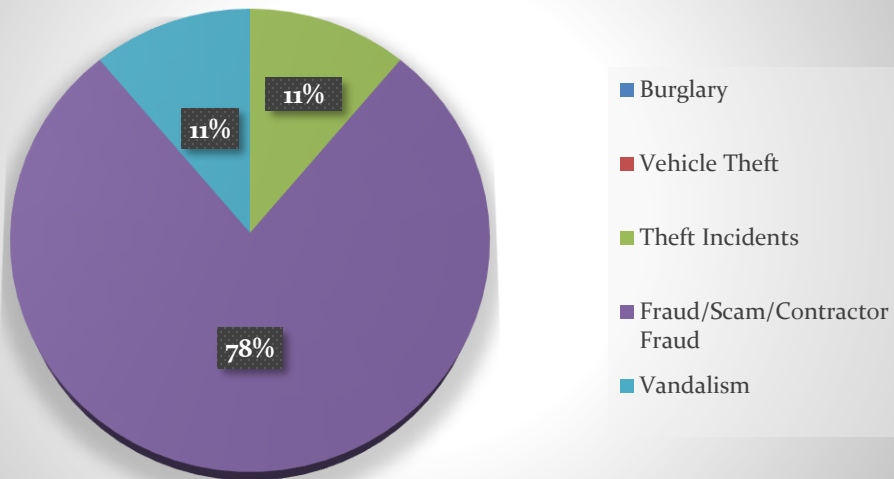
Crimes Against Society				
Type	May		YTD	
	2023	2024	2023	2024
Drug/Narcotic Incidents	4	2	12	7
Weapons Incidents	0	0	0	1
<b>TOTAL</b>	<b>4</b>	<b>2</b>	<b>8</b>	<b>8</b>

Crimes Against Society, e.g., gambling, prostitution, and drug violations, represent society's prohibition against engaging in certain types of activity; they are typically victimless crimes in which property is not the object.

## Person Crimes Month

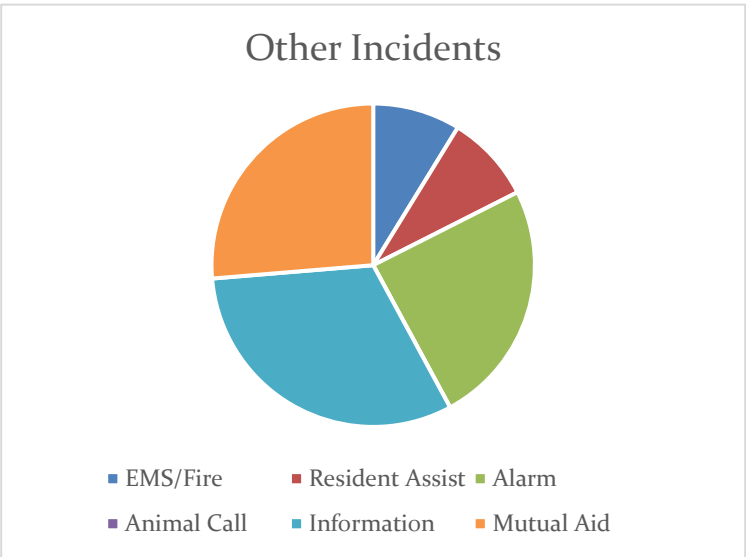
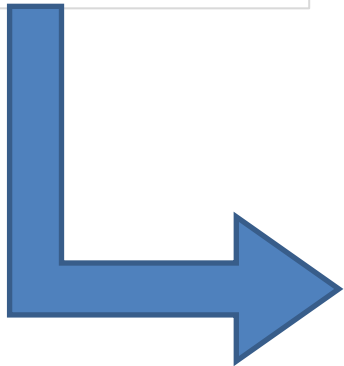
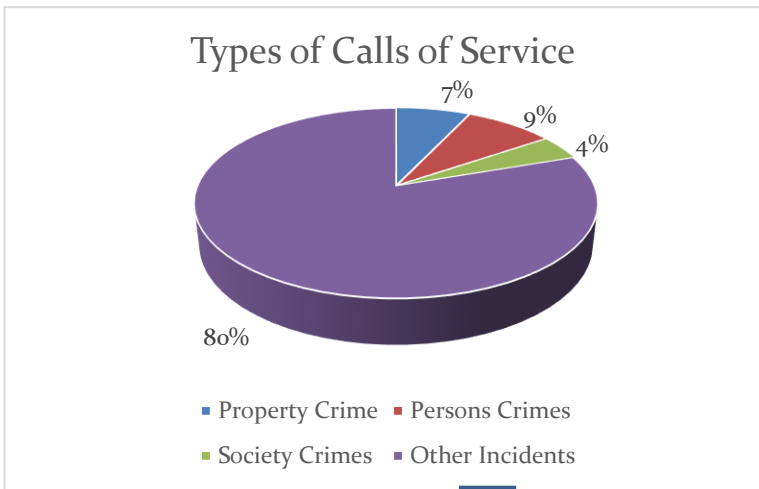


## Property Crimes Month



Other Incidents				
Type	May		YTD	
	2023	2024	2023	2024
EMS/FIRE Assist	8	19	42	63
Resident Assist	10	12	70	47
Alarm Calls	18	25	76	118
ACC Pet Nuisance Violation/Animal Call	1	4	6	6
Matter of Record Reports/Other	39	26	127	114
Mutual Aid/Assist Another Agency	1	4	49	44
<b>TOTAL</b>	<b>77</b>	<b>90</b>	<b>370</b>	<b>392</b>

The other incidents include calls of service that are not reportable under the FBI National Incident-Based Reporting System (NIBRS) requirements.

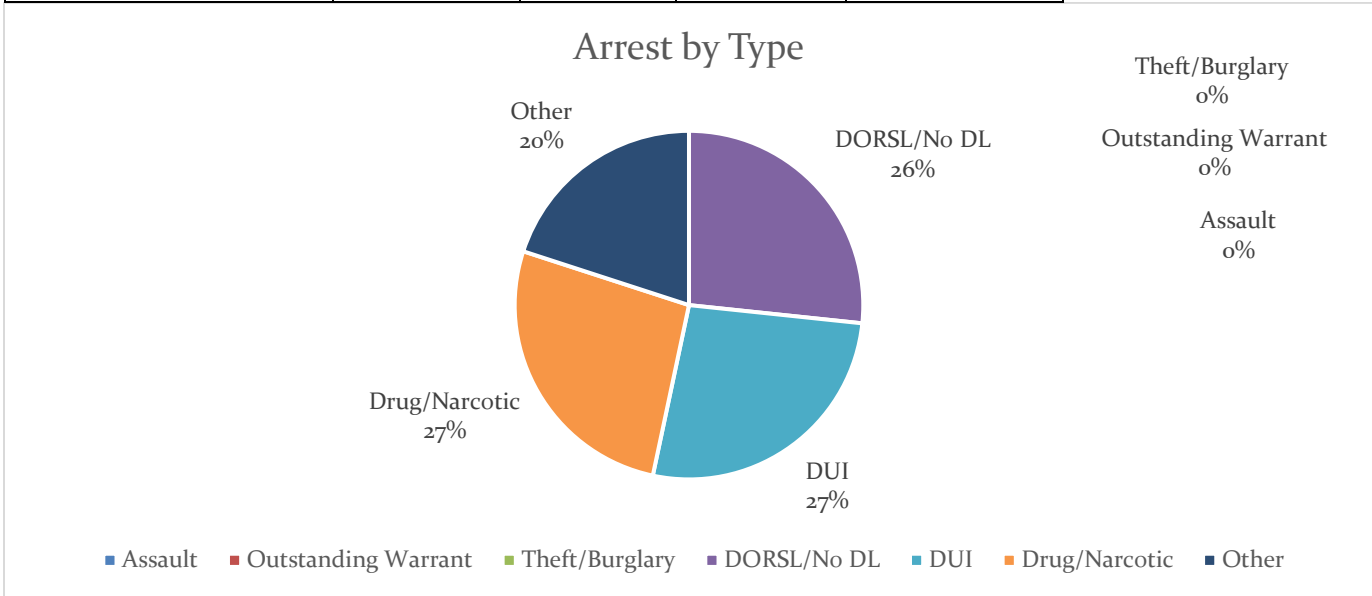






The arrest data represents physical arrests and citations issued in lieu of an arrest. The data also represents the total of offense charges issued.

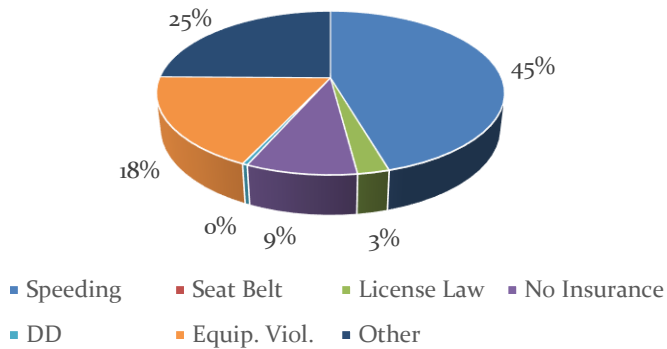
Arrests				
Type	May		YTD	
	2023	2024	2023	2024
Assault/Domestic Assault	0	1	7	8
Outstanding Warrants	2	0	12	4
Theft/Burglary	0	0	0	0
DORSL/No DL	4	1	17	21
Driving Under the Influence	1	1	9	11
Drug/Narcotic	4	0	14	8
Other	2	1	4	13
<b>TOTAL</b>	<b>13</b>	<b>4</b>	<b>63</b>	<b>65</b>



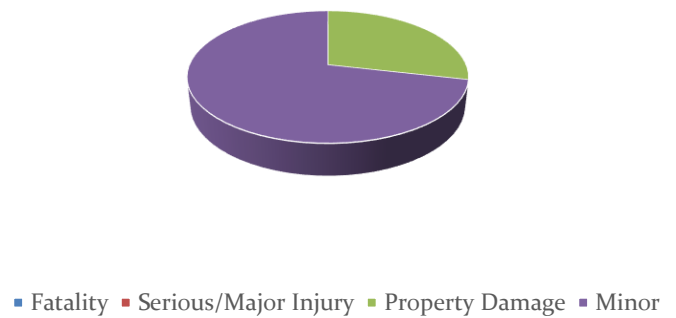
## Traffic Incidents

Traffic Citations Issued				
Type	May		YTD	
	2023	2024	2023	2024
Speeding	114	76	563	395
Seat Belt	33	9	52	13
License Law Violations	4	3	25	34
No Insurance	7	14	59	67
Distracted Driving/Due Care	8	9	40	47
Light Law/Equipment Viol.	17	20	159	118
Other	16	61	218	222
<b>TOTAL</b>	<b>199</b>	<b>192</b>	<b>1116</b>	<b>896</b>

Traffic Citations Issued



Motor Vehicle Accidents



Motor Vehicle Accidents				
Type	May		YTD	
	2023	2024	2023	2024
Fatality	0	0	1	0
Serious/Minor Injury	0	0	0	20
Non-Injury/Property	0	2	7	11
Minor-Matter of Record*	0	6	45	22
<b>TOTAL</b>	<b>12</b>	<b>8</b>	<b>53</b>	<b>35</b>

\*A written record of a vehicle accident that damage to each vehicle did not appear to exceed the reported threshold of \$1,500. T.C.A 55-12-104

## Department Personnel and Projects

Sworn Personnel Summary			
Actual Total		2024 Budget Approved	
	16		17
Field Training	1		
Basic Academy	0		
Light-Duty	0		
FMLA	0		

We want to thank everyone who showed their appreciation and support to our Department during National Police Week.



### Officer Training Completion

- Officer Murphy became certified as a Firearm Instructor.
- Officer Nash and Officer Griffin became certified as Child Passenger Technicians.



## Department Highlights

### Community Engagement and Outreach

	May	
Home Security Checks	2287	1735
Business/Facility/Extra Patrols	380	746
<b>TOTAL</b>	<b>2667</b>	<b>2481</b>

- Department members attended and assisted during THSO Hands Across The Border Sobriety Checkpoints at North Carolina (5/10), Kentucky (5/16), Alabama (5/17), and Georgia (5/24).
- May 6<sup>th</sup>: FGPD presented at the FGRS First Responder Seminar.
- May 15<sup>th</sup>: FGPD members assisted at the Oak Ridge Senior Center Carfit event.
- May 16<sup>th</sup>: FGCC Employee Cookout
- May 29<sup>th</sup>: Assisted in CPR class to residents.



### Upcoming Events

- **June 21<sup>st</sup>- Conrad Tour**
- **July 16<sup>th</sup>, 11am-2pm @ The Center: TWRA Seminar**
- **July 19<sup>th</sup>- Conrad Tour**
- **July 20<sup>th</sup>, 11am-2pm @ CMC Motorcycle Safety Event (Make-Up)**
- **July 23<sup>rd</sup> & 24<sup>th</sup> – AARP Smart Driver Course**
- **August 23<sup>rd</sup> – TN Firearm Law Update and Safety Seminar**
- **August 29<sup>th</sup> – Touch a Truck Event**

# Fairfield Glade Fire Department

Crossville, TN

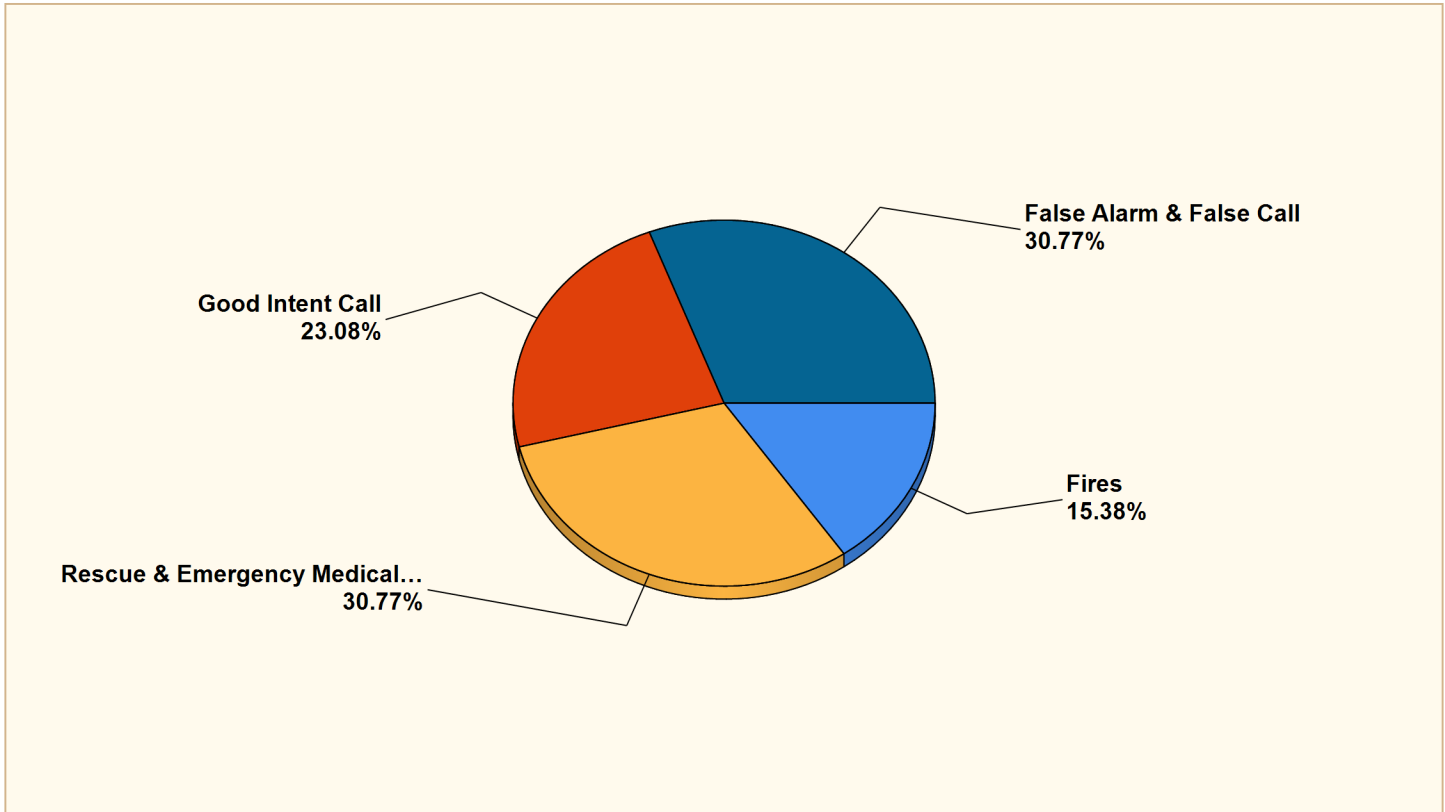
This report was generated on 6/3/2024 3:22:14 PM

Fairfield Glade



## Breakdown by Major Incident Types for Date Range

Zone(s): All Zones | Start Date: 05/01/2024 | End Date: 05/31/2024



MAJOR INCIDENT TYPE	# INCIDENTS	% of TOTAL
Fires	2	15.38%
Rescue & Emergency Medical Service	4	30.77%
Good Intent Call	3	23.08%
False Alarm & False Call	4	30.77%
<b>TOTAL</b>	<b>13</b>	<b>100%</b>

Only REVIEWED and/or LOCKED IMPORTED incidents are included. Summary results for a major incident type are not displayed if the count is zero.



### Detailed Breakdown by Incident Type

INCIDENT TYPE	# INCIDENTS	% of TOTAL
111 - Building fire	1	7.69%
113 - Cooking fire, confined to container	1	7.69%
311 - Medical assist, assist EMS crew	3	23.08%
324 - Motor vehicle accident with no injuries.	1	7.69%
600 - Good intent call, other	1	7.69%
611 - Dispatched & cancelled en route	1	7.69%
652 - Steam, vapor, fog or dust thought to be smoke	1	7.69%
733 - Smoke detector activation due to malfunction	1	7.69%
734 - Heat detector activation due to malfunction	1	7.69%
736 - CO detector activation due to malfunction	1	7.69%
743 - Smoke detector activation, no fire - unintentional	1	7.69%
<b>TOTAL INCIDENTS:</b>	<b>13</b>	<b>100%</b>

Only REVIEWED and/or LOCKED IMPORTED incidents are included. Summary results for a major incident type are not displayed if the count is zero.



# Fairfield Glade Fire Department

Crossville, TN

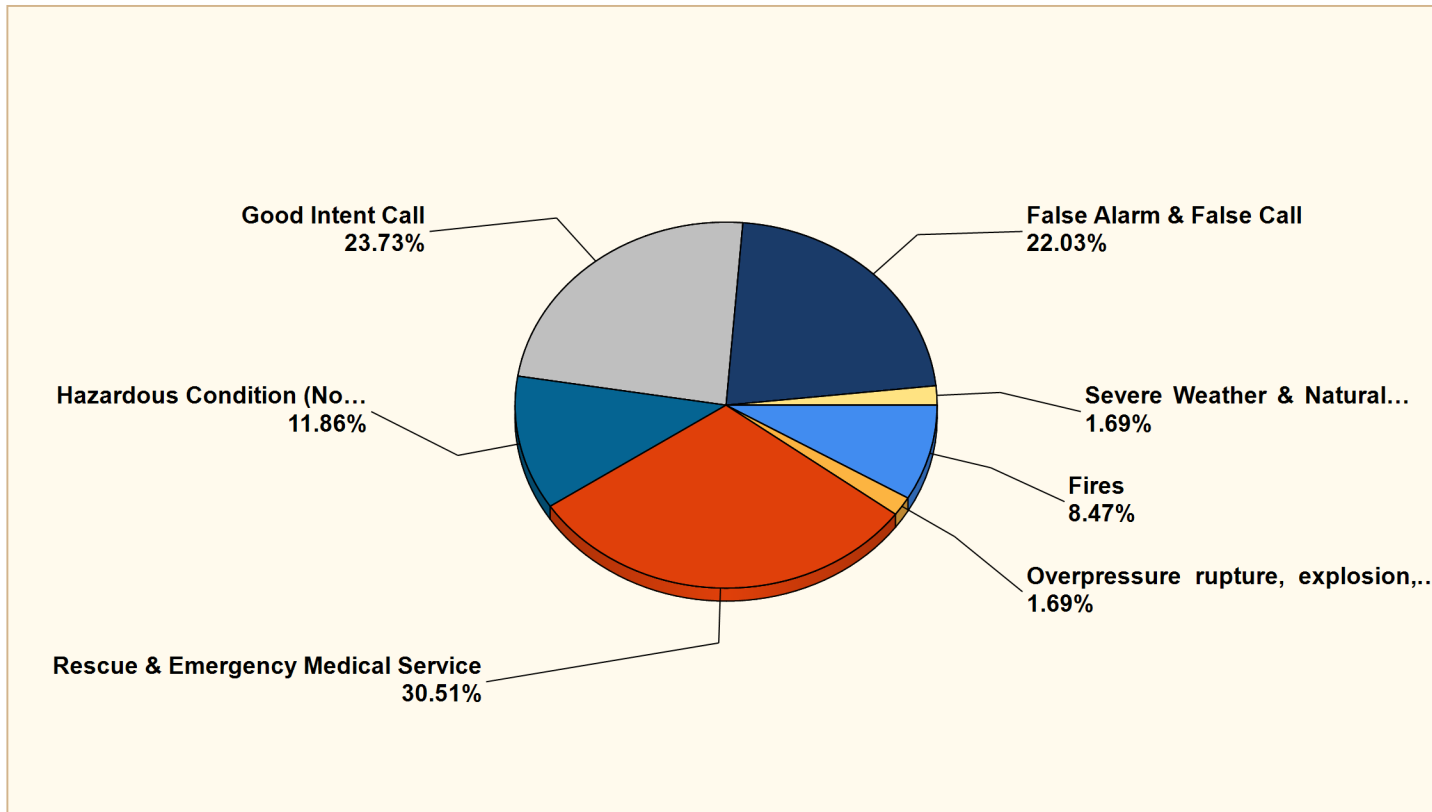
This report was generated on 6/3/2024 3:25:28 PM

Fairfield Glade



## Breakdown by Major Incident Types for Date Range

Zone(s): All Zones | Start Date: 01/01/2024 | End Date: 12/31/2024



MAJOR INCIDENT TYPE	# INCIDENTS	% of TOTAL
Fires	5	8.47%
Overpressure rupture, explosion, overheating - no fire	1	1.69%
Rescue & Emergency Medical Service	18	30.51%
Hazardous Condition (No Fire)	7	11.86%
Good Intent Call	14	23.73%
False Alarm & False Call	13	22.03%
Severe Weather & Natural Disaster	1	1.69%
<b>TOTAL</b>	<b>59</b>	<b>100%</b>

Only REVIEWED and/or LOCKED IMPORTED incidents are included. Summary results for a major incident type are not displayed if the count is zero.



### Detailed Breakdown by Incident Type

INCIDENT TYPE	# INCIDENTS	% of TOTAL
111 - Building fire	2	3.39%
113 - Cooking fire, confined to container	1	1.69%
131 - Passenger vehicle fire	1	1.69%
142 - Brush or brush-and-grass mixture fire	1	1.69%
210 - Overpressure rupture from steam, other	1	1.69%
311 - Medical assist, assist EMS crew	13	22.03%
322 - Motor vehicle accident with injuries	3	5.08%
324 - Motor vehicle accident with no injuries.	2	3.39%
400 - Hazardous condition, other	1	1.69%
412 - Gas leak (natural gas or LPG)	6	10.17%
600 - Good intent call, other	1	1.69%
611 - Dispatched & cancelled en route	10	16.95%
651 - Smoke scare, odor of smoke	2	3.39%
652 - Steam, vapor, fog or dust thought to be smoke	1	1.69%
700 - False alarm or false call, other	2	3.39%
733 - Smoke detector activation due to malfunction	2	3.39%
734 - Heat detector activation due to malfunction	1	1.69%
735 - Alarm system sounded due to malfunction	1	1.69%
736 - CO detector activation due to malfunction	3	5.08%
743 - Smoke detector activation, no fire - unintentional	3	5.08%
745 - Alarm system activation, no fire - unintentional	1	1.69%
813 - Wind storm, tornado/hurricane assessment	1	1.69%
<b>TOTAL INCIDENTS:</b>	<b>59</b>	<b>100%</b>

Only REVIEWED and/or LOCKED IMPORTED incidents are included. Summary results for a major incident type are not displayed if the count is zero.

